



MAGNETIC BOARDS

Basic and Regular Cleaning



DECORATIVE
BUILDING



Several Functions Unlimited Possibilities

Due to an iron foil which is embedded in the laminate a very high magnetic effect is achieved. Not only papers and utensils can be fixed in place, but also heavier magnetic racks or modular system rails.

18 different decors combined with the fact that most of the surfaces available can be written on with either boardmarkers or chalks opens a whole world of diverse applications.

Alongside the magnetic fixing applications, some are ideal for use as projection surfaces due to their reduced light reflection





In the beginning...

Basic Cleaning

HOMAPAL® Magnetic boards are protected with a removable foil.

It is important to clean the surface after having removed the protective foil or before using the board for the first time in order to remove possible residues of the foil.

For this thorough basic cleaning a spirit or alcohol-based solvent – like ethyl alcohol – can be used. We also recommend the thinner V100 from Edding.

Do not use:

- ✗ Detergents or washing up liquids (these usually contain fatty substances for the skin. A greasy film can remain on the surface making it extremely difficult to clean the surface dryly afterwards).
- ✗ Cleaning agents with abrasive substances
- ✗ Sponges

In everyday use...

Regular Cleaning

All surfaces which can be written on with boardmarkers are easy to clean: The writings can be removed dryly. To wipe the surface with a microfiber cloth is recommended. These are available in many types and sizes at any supermarket.

Sponges should not be used because they are often not replaced. After time they will distribute the ink into the board rather than actually taking the ink off.



From time to time...

A Thorough Cleaning

From time to time a thorough cleaning of our magnetic board with conventional solvent – ethyl alcohol – or cleaning agents based on conventional spirit is recommended in order to keep the flawless look of our magnetic boards for a long time.

The matt surfaces – such as the Decor 8207 – are especially developed as projection surfaces with the advantage of clearly reduced light reflections.

Besides the regular every day dry cleaning with a microfibre cloth these mat surfaces require a thorough cleaning more frequently.

Please avoid the use of detergent or washing up liquids or cleaning agents containing abrasive substances.

Do not use:

- ✗ Detergents or washing up liquids (these usually contain fatty substances for the skin. A greasy film can remain on the surface making it extremely difficult to clean the surface dryly afterwards).
- ✗ Cleaning agents with abrasive substances
- ✗ Sponges









The right storage...

Boardmarker

Experiences show that quality, age, operating time and storage of the board makers have an enormous impact on the cleaning result.

The ratio of mixture of the board marker ink (3 components), being necessary for the dry cleaning, is only guaranteed if the boardmarkers are horizontally stored. Therefore absolutely observe the storage directions of the manufacturers.

In case problems still arise concerning the dry cleaning of the boards we recommend to thoroughly cleaning the surface first of all. Afterwards different types of board markers should be tested.

-  Never use permanent marker or sketch marker or any tools which contain fat substances
-  Horizontal storage of the boardmarker
-  Shake boardmarkes well before use.
-  The use of high quality boardmarkers is recommended.

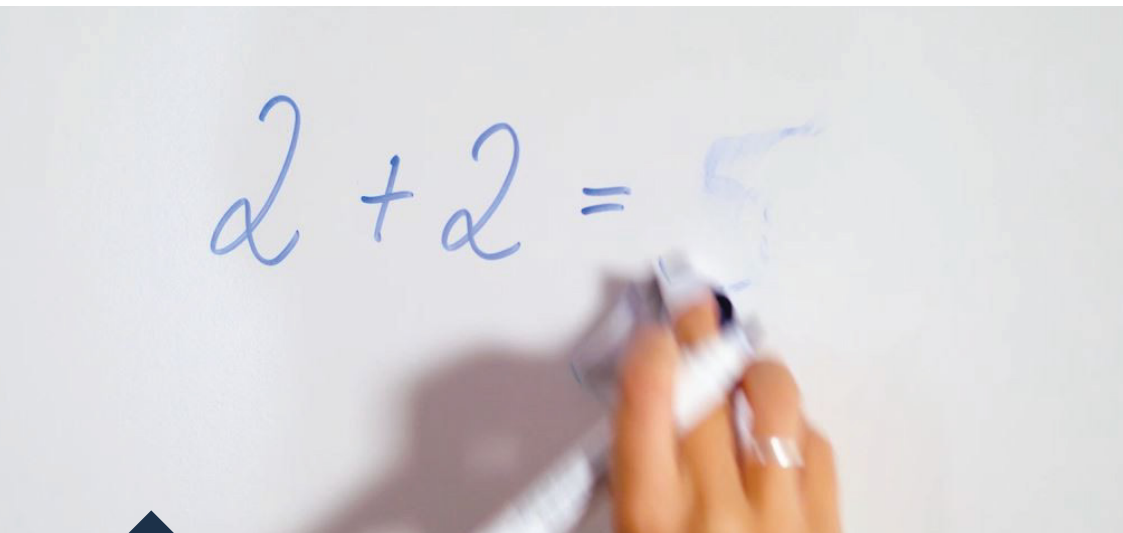
To avoid...

“Ghost Images”

Writings with suitable board markers can be removed dryly. To obtain a good result of removing writings please make sure that the ink is dry.

In order to achieve an immaculate cleaning result it is required to allow the ink to dry for two to four seconds before wiping it off. Otherwise slight residues can remain visible which we like to call “ghost images”.

They can be removed by a thorough cleaning with ethyl alcohol or the thinner V100 from Edding or similar.





SYDNEY

29 Henderson Street,
Turrella, NSW 2205
1300 854 166
(02) 9556 6000

BRISBANE

128-132 Mica Street,
Carole Park, QLD 4300
1300 854 166
(07) 3718 2300

PERTH

72 Bushland Ridge,
Bibra Lake, WA 6163
1300 854 166
(08) 9494 0100

ADELAIDE

57 Barnes Avenue,
Marleston, SA 5033
1300 854 166
(08) 8113 6000

MELBOURNE

25 West Park Drive,
Derrimut, VIC 3026
1300 854 166
(03) 9394 3100



HVGB DECORATIVE
BUILDING

1300 854 166
hvgbuilding.com.au

HOMAPAL® is distributed exclusively by HVGB Building Pty Ltd
ABN 55 649 379 993 / ACN 649 379 993.

For locations, inspiration and more information please contact us on
1300 854 166 or building@hvg.net.au.

Follow us and we can showcase your work!

