

# Materialising Sustainability

HOMAPAL® is distributed exclusively in Australia by HVG Decorative Building Products a part of the HVG group of companies. HVG is 100% Australian owned.

The following sustainability document was developed by HOMAPAL in Germany, discover more here: [www.homapal.com](http://www.homapal.com).

# Contents

1	Executive Summary Homapal: The path toward carbon neutrality
4	Introduction
5	Overall Philosophy
6	Sustainability Approach
8	Sustainability Strategy: Cradle-to-Gate Approach
10	Balancing Out Residual Emissions
11	Homapal Baseline LCA Data: Our Learnings and Progress to Date
14	What do global warming, primary energy demand and water footprint mean?



# Executive Summary

## Homapal: The path toward carbon neutrality

Homapal's history goes back to the 1950s. HPL (High Pressure Laminate) was initially produced in the factory in Herzberg/Germany. Later the company focused on the production of special metal laminates.

In 1995 Formica took a stake in the company in the form of a joint venture. In addition, a trading company was founded for the D/A/CH region. In 2015/16, all shares in the business were 100% taken over by Formica.

Today, Homapal is the world leader in the field of metallic laminates.

In 2019, Homapal joined Broadview, a Netherlands-based company and leader in sustainability in the decorative materials market. The acquisition by Broadview has raised the bar for sustainability expectations and provided access to tools and technologies to accelerate Homapal's sustainability improvement trajectory.

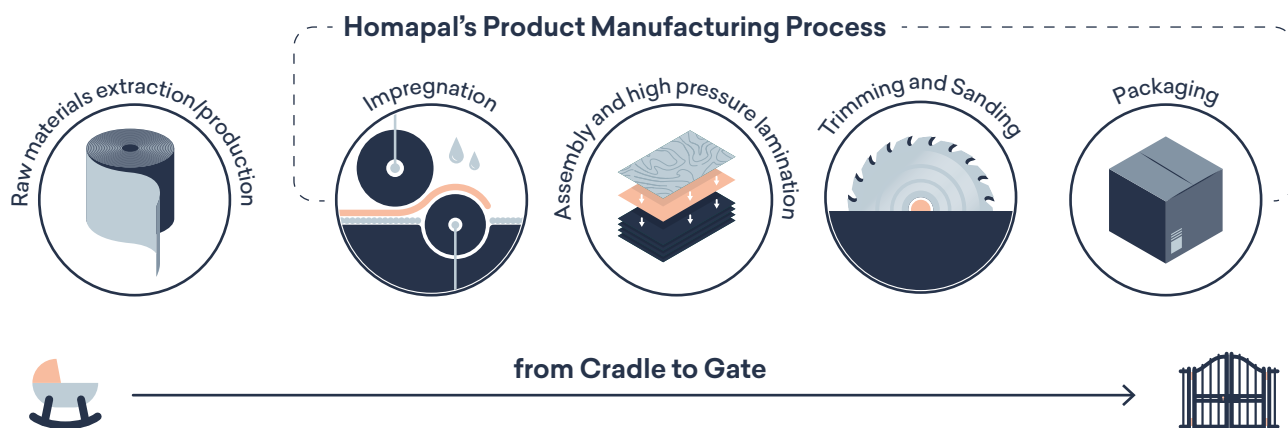
The company has already attached great importance to the careful use of its resources in the past. This affected all areas of the company. One example is energy consumption. Thanks to a large number of implemented projects, consumption was reduced by 13% (energy) in the period from 2012 to 2020.

The next step in Homapal's Sustainability journey is a higher level of transparency – proactively communicating our environmental impact data and our plans for improving it in the future. To do that, we will publish an annual Sustainability Position Paper that will detail our journey to reduce emissions in Homapal facilities and develop offset projects that help reduce or capture carbon emissions in the broader environment. Our path toward carbon neutrality includes a targeted reduction of 10% respectively 1,000 tons until 2026.

## A straightforward approach to sustainability

Reducing our carbon footprint is based on our core belief that it is the right thing to do. We are also convinced that reducing our overall environmental footprint is essential to the long-term success of our business and the environment around us. That is why sustainability is embedded in our business philosophy with the credo ‘do no harm, do good, do better’.

At the core of our sustainability strategy is the principle that we should start with ourselves when we seek to improve the world: ‘do no harm’. Our approach is straightforward: we measure our impact, select targets to reduce this impact and monitor and report on progress. To measure our impact, we use the Life Cycle Assessment (LCA) methodology. LCA captures the details of the entire environmental footprint of our products, from its raw material extraction up to leaving the gate of the factory.



The second element of our strategy is to look for opportunities that support the environment beyond the direct scope of our own manufacturing footprint: ‘do good’. This includes creating highly durable products that have a long lifespan that limit the need for replacement. Additionally, we also develop projects that help to absorb or reduce carbon emissions less directly linked to our factories and our product portfolio.

We believe that addressing sustainability challenges will allow our company to continue to grow and ‘do better’ in the future. Investing in sustainability should – in the end – ensure that these efforts continue beyond the horizon of current regulatory changes and ethical/moral considerations.

## Facts on our footprint

We believe you cannot manage what you do not measure. With Broadview, Homapal was able to leverage leading Sustainability tools to fast track our effort to create a Life Cycle Assessment. The LCA results are shown below for the three key environmental factors: Global Warming, Primary Energy Demand and Water Footprint.

Impact Category	Unit	Impact per unit	2019 Impact
Global Warming	kg CO <sub>2</sub> eq.	7.55	10,691,090
Primary Energy Demand	MJ	173.56	245,698,464
Water Footprint	m <sup>3</sup>	4.66	6,593,308

Homapal has plans to address all three environmental factors, however, the urgency of Global Warming requires that the reduction of CO<sub>2</sub> emissions be our absolute priority for the years to come. Our primary focus will be on projects to cut back 1,000 tons of CO<sub>2</sub> emissions generated in the production of our products.

### A clear action plan for the coming five years

Homapal's goal to reduce its carbon footprint starts with its goal for a 10% reduction (1,000 tons) of a CO<sub>2</sub> emissions by 2026. Key drivers of our improvement are outlined in the table below.

CO <sub>2</sub> emission reduction activity	Emission scope	CO <sub>2</sub> reduction potential
Energy Efficiency – optimize the use of thermal energy at e.g. the presses and boilers	Scope 1	4.9%
Sourcing of Green Power – Sourcing renewable electricity and heat	Scope 2	5.1%
Sourcing Renewable/more sustainable Raw Materials – including resins from biosources	Scope 3	TBD
		<b>Target reduction total: 10% (1,069,109 kg)</b>

We will continuously explore every opportunity to increase the efficiency of our processes. In addition, we will continue to transition to more sustainable bio-based and renewable sources (both energy and materials) wherever possible.

Beyond carbon reduction, Homapal will also pursue a 5% reduction in Primary Energy Demand and will decrease its water consumption by 180,000 m<sup>3</sup>.

### We will be transparent about progress

The goal of our Sustainability approach is to provide transparency to our stakeholders about our sustainability efforts and updates each year going forward so you can see progress against our commitments. Homapal will update its targets and initiatives each year as we progress through this journey.

Our Homapal team is more than happy to answer questions – feel free to contact your local Homapal team member for more information.

# Introduction

The family-owned company Homann was founded as a food factory in 1876 by Fritz Homann in Dissen/Teuteburger Wald. In the second plant in Herzberg, which was acquired in 1929, laminates were produced in addition to wood-based products under the brand name Homapal in the early 1950s.

The huge demand for these decorative and at the same time robust surfaces was the reason why many companies around the world started the production of HPL panels. In the 1960s, this led to great competitive pressure on the market. In the search for alternative products, surfaces and decors that should have a certain unique selling point, the idea was born to produce HPL panels with surfaces made of genuine metal. At the beginning of the 1970s, sales manager Bernd Decker, inspired by the industrial need for copper printed boards, came up with the idea of selling these surfaces for decorative purpose worldwide. The customers were enthusiastic and so the range was quickly expanded to include additional decors and aluminium surfaces. It wasn't however until the 1970s that Homapal started to manufacture special laminates – first metal, later veneers, leather and in the beginning of the 90s, magnetic boards – which swiftly became popular in Europe and worldwide.

In recent years, the interest for Homapal's products expanded particularly in Asian countries. The implementation of the coil coating process for metal laminates followed in the middle of the 90s. The common history of Homapal and Formica began in 1995 with a joint venture agreement. This agreement was extended in 2010 by the foundation of a sales company Homatrade for the exclusive distribution of Homapal products in Germany and the exclusive distribution of Formica products for the D/A/CH region. In 2015 Formica acquired 100% of the shares in Homapal and only one year later Homatrade was merged in Homapal GmbH. In the factory of Homapal, one hour out of the German city Hannover, Homapal manufactures mainly individual series in small numbers. Working with such a high level of engineering also involves craftsmanship.

The manufacturing nature of Homapal's production process enables to create products that only few companies can offer. Homapal's general approach is to expand its market share with creative and innovative solutions. In 2019, Homapal invested in a new special coating process which gives the laminates scratch-resistant properties. The SRM collection was launched in 2020 and is thus creating the conditions for using metal laminates in horizontal interior applications.

In 2019, Homapal was purchased by Broadview Holding, a Netherlands-based global leader in material technology. Part of Broadview's explicit strategy is that each business in its group, including Homapal, will pursue ambitious sustainability initiatives and results. Along with Broadview Holding, Homapal is committed to a long-term planning horizon that includes becoming an industry-leading environmental steward.

A key element to this approach is being highly transparent about our current environmental footprint as well as our plans and targets for reducing our overall impact. Homapal is implementing a common sense, fact-based methodology to sustainability focused on a cradle-to-gate approach that is integrated into the way that we manage every part of our business.

As part of our new sustainability approach, Homapal will publish its environmental impact data every year, as well as our targets and initiatives for the coming year. This report is the first of our annual publication of our sustainability data and results.

We are excited to share it with you as we continue to advance our sustainability efforts.

# Overall Philosophy

Homapal's sustainability policy is built upon a basic motivation to shift from "being less bad" for the environment to being "good" and having a positive impact on the world around us. This approach has three stages:

## Do no harm

We will seek opportunities to minimise the environmental impact in all of our operations and products.

## Do good

Homapal will support its suppliers and customers in realising their sustainability challenges. We will continue to look for opportunities and initiatives to support and promote longer-term sustainability beyond the direct scope of our current operations.

## Do better

Homapal believes that investing in sustainability is beneficial to the overall environment and to the long-term health of our business. Many sustainability challenges constitute good business opportunities that support our customers while continuing to allow the company to thrive.

# Sustainability Approach

Enhancing sustainability requires a realistic vision, specific actions and integrated approach across the entire company. Hompal's sustainability path is defined by three key principles that shape our thinking and action plans.

## Common Sense

Homapal takes a common sense approach to sustainability. This requires the acknowledgment that, by definition, a product requires resources and energy in its creation and as a result, some level of environmental impact will occur. That said, we have adopted the relentless pursuit of maximising our product functionality while minimising its environmental impact. We believe that sustainability is a balancing act between product functionality and its impact. Our goal is to reduce the impacts without losing sight of the product functionality our customers require.

## Fact-based approach

At Homapal, we believe you cannot manage what you do not measure. In order to address sustainability in a bigger way, we needed to quantify our current impact on the environment. To do this, we implemented the Life Cycle Assessment (LCA) methodology because it represents the most reliable and data-driven tool available to help companies, institutions and governments systematically incorporate sustainability into their decision making process. LCA is a process to evaluate the environmental burdens associated with the entire life cycle of a product, process, or activity. For our business, this assessment is done through the identification and quantification of the energy and materials used in the production of Homapal® Brand products and the resulting wastes and emissions released into the environment.

By using a product life-cycle approach, Homapal gets a clear understanding of the actual impact we have on the environment. We can then identify the drivers of sustainability and prioritise initiatives across the entire value chain – from the raw materials through the consumer's use of the product.

The environmental burden of product or an activity can be expressed through a number of impacts, such as global warming, acidification, eutrophication, ozone depletion, primary energy demand, photochemical oxidant formation, water footprint, abiotic depletion and many others. For Homapal's LCA assessment, we show results tied to three key environmental factors: Global Warming (CO<sub>2</sub> Emissions), Primary Energy Demand and Water Footprint.

From among these three environmental impacts, global warming represents Homapal's absolute priority. This impact poses a serious threat to our planet, one that demands urgent action on a global scale. Beginning with the Rio Earth Summit, then the Kyoto Protocol and the Paris Agreement, action to tackle this global challenge is speeding up. With the Paris agreement, 191 countries (including China and Thailand) committed to limit global warming to well below 2° Celsius compared to pre-industrial levels. This means aiming to reach global peaking of greenhouse gas emissions as soon as possible to achieve a climate neutral world by mid-century.

## Part of how we run the business

All sustainability initiatives are part of Homapal's rolling business planning and review cycle. Our sustainability priorities stem from the results of our LCA studies and what we believe are realistic but challenging targets for achieving meaningful progress. The review cycle comprises annual target setting in the budgeting process and a monthly management review of progress measured in key performance indicators. Each year, new sustainability targets are set and formalised in a detailed sustainability target agreement. Progress is closely monitored and discussed by the leadership team of Homapal on a quarterly basis during regularly-held



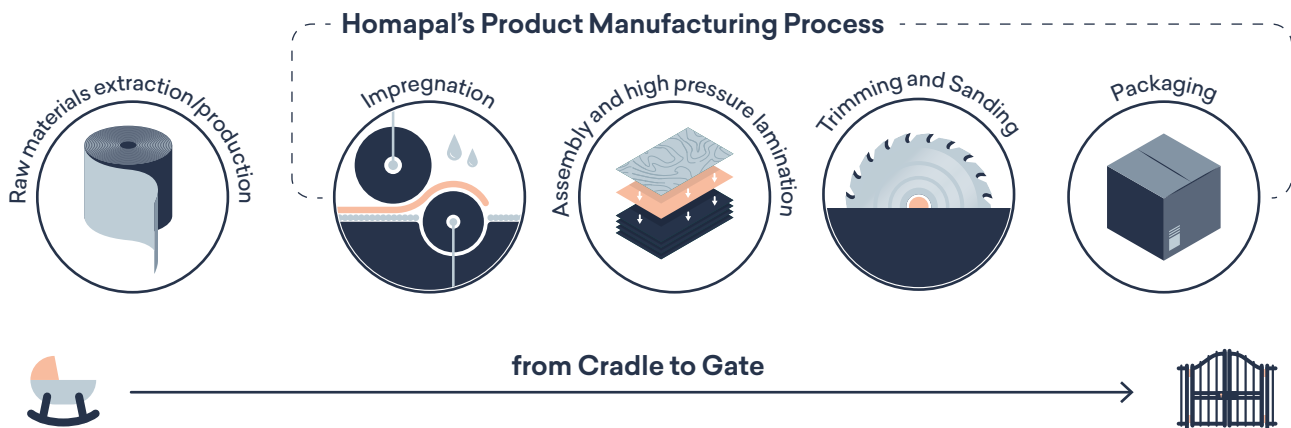
sustainability meetings, which are our tool for tracking activities and progresses, and brainstorming on new sustainability initiatives.

Moreover, we are incorporating sustainability training into our onboarding process and updates into our employee communications.

Homapal is committed to informing our entire team about our sustainability initiatives and including them in our efforts to protect the environment.

# Sustainability Strategy: Cradle-to-Gate Approach

At the heart of Homapal's sustainability vision and approach is reducing the impacts generated from the cradle-to-gate portion of our materials life cycle. Our guiding principle is two-fold: increasing efficiency or "do more with less" and replacing the most impactful energy and material inputs of our process.



## Increasing efficiency

Efficiency upgrades represent the first lever for improving a product's environmental footprint by reducing the required energy and raw material inputs.

## Energy

There are many opportunities to improve the energy efficiency of industrial equipment through the use of modern technology and intelligent system design. Replacing motors and pumps with new high-efficiency designs, storing and recycling heat within a closed-loop system, and optimising the integrated manufacturing system are examples to reduce energy consumption.

## Materials

A large share of industrial emissions is associated with the creation of materials used in our products. A key opportunity is to absolutely minimise material waste at each step in the process. We are focusing on product and process designs that optimise the use of materials so that our finished product can provide outstanding performance while requiring less material input.

Additionally, we will work with the materials suppliers that contribute the most to our impact, to share our ambitions and goals and work with them to find mutually beneficial opportunities to improve our collective environmental footprint.

## Replace most impactful inputs


There are also opportunities to shift to lower-carbon alternatives for the energy and raw material inputs we source into our process. This approach normally translates into switching from fossil-based to bio-based and renewable options.

### Energy

The core element of this strategy is to actively pursue opportunities to replace traditional energy sources (electricity and natural gas) with renewable options for gas (e.g. biogas), and electricity (e.g. wind, hydro, solar). This will include working with third parties.

### Materials

Bio-based, renewable raw materials have a lower environmental impact than traditional petroleum-based inputs. They, in fact, help to save fossil resources and can contribute to reducing greenhouse gas emissions. Forest and crops absorb CO<sub>2</sub> from the atmosphere during their growth and continue storing it once harvested. To get a bit technical, trees absorb through the photosynthesis CO<sub>2</sub> and solar energy in their wood creation and release oxygen in return. The CO<sub>2</sub> absorbed is kept in the wood products for their whole life-time.



Our panels are made of a combination of bio-based, renewable materials (wood fiber), resin and metal.

Not much can be done to decrease the impact of metals, apart from putting all the possible efforts to source materials with higher recycled shares. For the remaining components, the rising availability of bio-based materials is making it more and more feasible to further increase the share of bio-based materials within our products. Between selecting bio-based alternatives and better-performing suppliers, sustainability will become a critical parameter when choosing our partners.

# Balancing Out Residual Emissions

As mentioned above, Global Warming (CO<sub>2</sub> emissions) represents our absolute priority for the years to come. This means we will put extraordinary efforts to cut the CO<sub>2</sub> emissions generated by our products<sup>1</sup>. We will pursue this goal by applying the strategy outlined above to improve our efficiency (of both materials and energy) and replace the most impactful inputs.

Yet, it will not be possible to eliminate all emissions from manufacturing process of our physical product. For residual CO<sub>2</sub> generation, Homapal will, in the coming years, compensate with carbon dioxide savings elsewhere. This will be achieved either through purchase of fully-accredited carbon offsets, or, preferably, by developing our own carbon removal projects.

Carbon neutrality is defined by the state when the carbon emissions associated an activity have been compensated by funding an equivalent amount of carbon savings elsewhere in the world. By buying offsets and developing carbon sequestering projects it is possible to fully balance out residual emissions and hence obtain a carbon neutral product.

Our ultimate goal is to is to achieve carbon neutrality for our products.

<sup>1</sup> The emissions generated from cradle to plant gate.

# Homapal Baseline LCA Data: Our Learnings and Progress to Date

In recent years, Homapal has put additional effort toward strengthening our sustainability approach. As a starting point, we have conducted detailed life cycle analysis at all our facilities and have created a plan to improve our environmental impacts. Homapal’s recent LCA studies have enabled us to:

- Better understand our mass and energy flows/balances
- Measure our environmental impacts per standard unit of material, to establish a normalised measure for future improvements
- Identify the major environmental impact contributors in our process in order to set priorities for action
- Investigate a number of external activities to understand their potential of decreasing our global warming impact

## Environmental impacts

In this section, the results of the LCA study for the assessed impact categories are specified. These values are expressed per standard unit of material, and our total impact in 2019.

Impact Category	Unit	Impact per unit	2019 Impact
<b>Global Warming</b>	<b>kg CO<sub>2</sub> eq.</b>	<b>7.55</b>	<b>10,691,090</b>
Scope 1 Emissions		1.59	2,244,057
Scope 2 Emissions		0.36	514,224
Scope 3 Emissions		5.60	7,932,807
<b>Primary Energy Demand</b>	<b>MJ</b>	<b>173.56</b>	<b>245,698,464</b>
Fossil		132.27	187,245,079
Renewable		41.29	58,453,384
<b>Water Footprint</b>	<b>m<sup>3</sup></b>	<b>4.66</b>	<b>6,593,308</b>

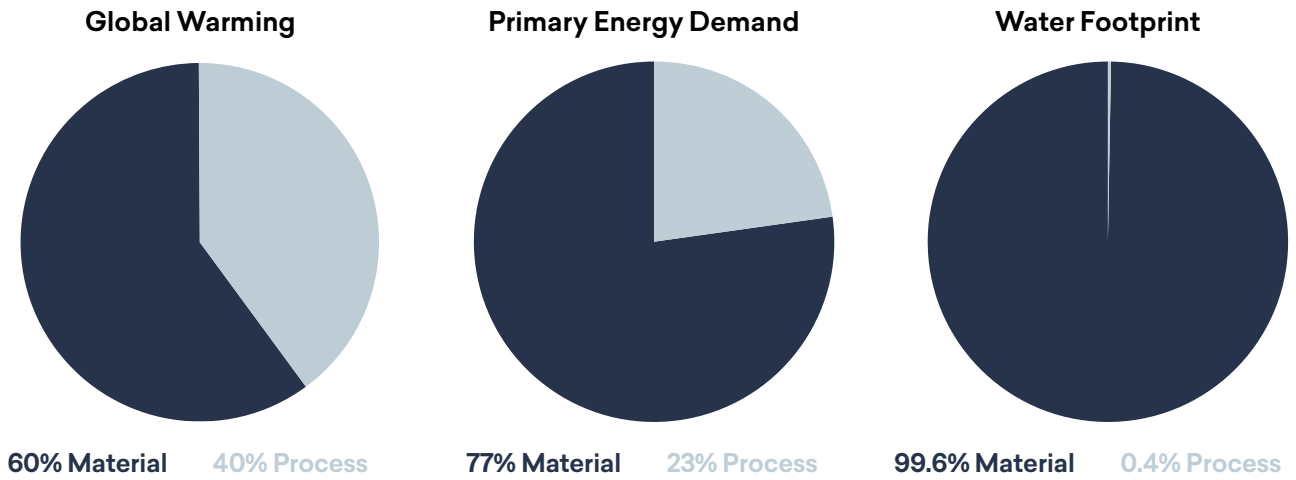
The unit of scale or reference to which the LCA results are referred relates to the given function of the product, called a functional unit. Based on the function of our product, the input per unit is normalised to a standard measure of decorative surface area.

These numbers provide a baseline of the environmental impact of our products.

## Contribution analysis

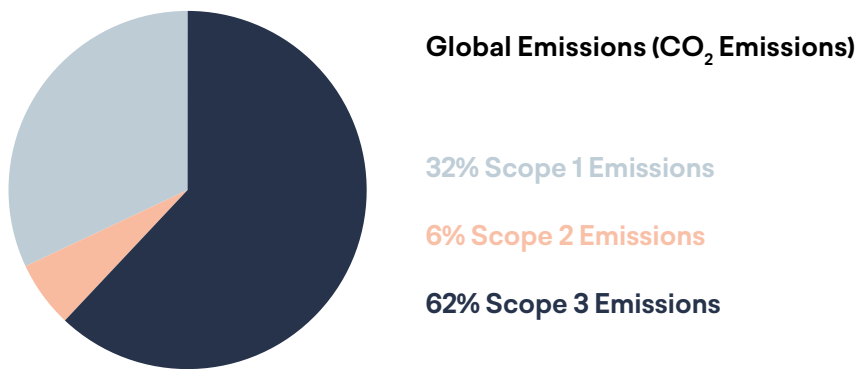
Each of the manufacturing steps described in the cradle-to-gate cycle contributes to a different extent to the total environmental impact of our laminates. Such impact originates from the manufacturing process itself (the energy and water consumed, waste produced and emissions generated) and from the production of the materials from which our panels are made. The chart below shows the contribution of the manufacturing process and raw materials for the three investigated environmental indicators:

Global Warming (CO<sub>2</sub> emissions), Primary Energy Demand and Water Footprint. As it can be seen in the figure below, a significant portion of the impact of our panels is attributable to the raw materials we buy, which guides our approach to making improvements to both our own operations and to the inputs we source.



Additionally, Global Warming (CO<sub>2</sub> emissions) have been further broken-down in three categories consistently with the Greenhouse Gas Protocol (see figure below):

- **Scope 1** – All direct emissions from the manufacturing plant, including fuel combustion, boilers and afterburners.
- **Scope 2** – Indirect emissions from electricity purchased and used by the plant.
- **Scope 3** – All other indirect emissions from external sources, namely: raw materials extraction, production and transportation; fuel extraction; waste disposal.



## Cradle-to-gate impact reduction

The entire goal of Homapal’s sustainability approach is to define specific targets and actions to reduce our environmental impact, while continuing to supply the same products you have come to expect. Our reduction targets for 2026 (baseline 2019) are:

- Global Warming (CO<sub>2</sub> emissions): 10% reduction
- Primary energy demand (fossil): 5% reduction

We also aim to reduce our water consumption by 180,000 m<sup>3</sup> (which will not translate into a water footprint target as this indicator is almost completely affected by raw materials’ production and not by internal water use).

In order to achieve the global warming target, Homapal is undertaking a series of activities and projects detailed in the table below.

CO <sub>2</sub> emission reduction activity	Emission scope	CO <sub>2</sub> reduction potential
Energy Efficiency – optimise the use of thermal energy at e.g. the presses and boilers	Scope 1	4.9%
Sourcing of Green Power – Sourcing renewable electricity and heat	Scope 2	5.1%
Sourcing Renewable/more sustainable Raw Materials – including resins from biosources	Scope 3	TBD
		<b>Target reduction total: 10% (1,069,109 kg)</b>

## Balancing out emissions

Along with our internal improvement agenda outlined in the previous section, we also will consider offsetting our CO<sub>2</sub> emissions through the use of carbon credits. In 2022 we will set an offsetting target.

We recognise that carbon neutrality is a long journey and there will be significant learnings along the way. As we progress through this process, we will leverage our experiences to update our approach, targets, and timelines. However, we believe it is vitally important to get started on this journey now, start the hard work of creating a more sustainable business, and becoming a leading steward of a better environment.

## Improving our LCA model

Another key component of our sustainability effort is reliable and transparent data embedded in our Life Cycle Analysis model. The accuracy of an LCA model is entirely dependent on the data available; ensuring this data quality is at the forefront of our priorities. During the next five years, we will put forth a continuous effort toward increasing the breadth and accuracy of data collected in our plants. In LCA, there is a clear distinction between data collected on site (primary data) and data sourced from third parties (secondary data), with the former preferred over the latter. Given the significant role that raw material play in our products’ LCA, we plan to continue to refine our data and collect inputs directly from our paper, chemical and metal suppliers to further improve the specificity and accuracy of that data. Combined, the end goal is to develop and maintain a highly accurate and actionable LCA model for our products.

# What do global warming, primary energy demand and water footprint mean?

## **Global warming**

This indicator expresses how much heat greenhouse gases trap in the atmosphere. Greenhouse gases are a group of compounds that are able to absorb the infrared radiation released by the Earth surface heated up by the sun. The more greenhouse gases in the atmosphere, the more heat stays on Earth. The main greenhouse gases are carbon dioxide (which is also the most abundant greenhouse gas), methane, nitrous oxide and fluorinate gases. The global warming indicator is calculated in terms of carbon dioxide equivalents.

## **Primary energy demand**

Primary energy is energy found in nature that has not been subjected to any conversion or transformation process (such as primary energy content in crude oil, natural gas, and biomass). Energy that is already converted will require primary energy to provide this “delivered energy” (e.g. steam, electricity or other thermal energy derived from any technical process). Primary energy demand indicates the amount of energy that a system under assessment has extracted from the natural environment.

## **Water footprint**

In this paper the water scarcity footprint has been evaluated. This indicator assesses the amount of water consumed weighted by a scarcity indicator, hence accounting for differences in potential environmental impact of water use based on given regional differences in water scarcity.





HOMAPAL GmbH  
Bahnhofstraße 30/32  
D – 37412 Herzberg am Harz

T +49 (0) 55 21 856 0  
F + 49 (0) 55 21 856 20

[homapal.de](http://homapal.de)  
[info@homapal.de](mailto:info@homapal.de)