

Wilsonart® - Chemsurf Protector Compact Laminate

TECHNICAL DATA SHEET FOR CHEMICAL RESISTANT COMPACT LAMINATE

Data Sheet 1.09-C
November 2022
Page 3 of 9

TECHNICAL DATA - Continued

| Chemsurf® Protector Compact | Typical Value | EN Standard (CGS Values) | Test Std |
|--------------------------------|------------------------|-----------------------------|-------------------------------|
| Density | 1.38 g/cm ³ | 1.35 (min) | EN ISO 1183-1: 2012 |
| Flexural Test | | | |
| - Flexural Strength | 131 MPa | 80 (min) | EN ISO 178:2010 Amd.1:2013 |
| - Flexural Modulus | 12800 MPa | 9000 (min) | |
| Rockwell Hardness | 112L | - | EN ISO 2039-2: 1999 |
| Tensile Strength | 3720 N | - | EN ISO 527-1&2: 2012 |

Note: All values are measured under standard test method. Variations within normal tolerances may be expected.

CHEMICAL & STAIN RESISTANCE

| Chemical Reagent | Effect | Chemical Reagent | Effect |
|---------------------|--------|-------------------------|--------|
| Acetate, Amyl | 0 | Alcohol, Methyl | 0 |
| Acetate, Ethyl | 0 | Ammonium Hydroxide, 28% | 0 |
| Acetic Acid, 98% | 0 | Benzene | 0 |
| Acetone | 0 | Carbon Tetrachloride | 0 |
| Acid Dichromate, 5% | 0 | Chloroform | 0 |
| Alcohol, Butyl | 0 | Chromic Acid, 60% | 0 |
| Alcohol, Ethyl | 0 | Cresol | 0 |

Rating Key: 0 = No effect, 1= Excellent, 2 = Good, 3 = Fair

This technical data sheet was prepared using information gathered at the time of publication. Whilst HVG Building endeavours to update this information and maintain accuracy and currency of its content, it should only be used as a guide and not necessarily be regarded as applicable to all situations. HVG Building cannot guarantee that the information provided is wholly comprehensive, nor is this information intended as an alternative to any testing that the user may conduct to determine the suitability of the product for a particular application. HVG Building reserves the right to revise specification data at any time without notice.

Wilsonart® - Chemsurf Protector Compact Laminate

TECHNICAL DATA SHEET FOR CHEMICAL RESISTANT COMPACT LAMINATE

Data Sheet 1.09-C
November 2022
Page 3 of 9

CHEMICAL & STAIN RESISTANCE

| Chemical Reagent | Effect | Chemical Reagent | Effect |
|------------------------|--------|--|--------|
| Dichloroacetic Acid | 0 | Nitric Acid, 70% | 0 |
| Dimethylformamide | 0 | Phenol, 90% | 0 |
| Dioxane | 0 | Phosphoric Acid, 85% | 0 |
| Ethyl Ether | 0 | Silver Nitrate, Saturated | 0 |
| Formaldehyde, 37% | 0 | Sodium Hydroxide, 10% | 0 |
| Formic Acid, 90% | 0 | Sodium Hydroxide, 20% | 0 |
| Furfural | 0 | Sodium Hydroxide, 40% | 0 |
| Gasoline 92# | 0 | Sodium Hydroxide, Flake | 0 |
| Hydrochloric Acid, 37% | 0 | Sodium Sulfide Saturated | 0 |
| Hydrofluoric Acid, 48% | 0 | Sulfuric Acid, 33% | 0 |
| Hydrogen Peroxide, 30% | 0 | Sulfuric Acid, 77% | 0 |
| Iodine, Tincture of | 0 | Sulfuric Acid, 96% | 0 |
| Methyl Ethyl Ketone | 0 | Sulfuric Acid, 77% & Nitric Acid, 70% equal parts | 0 |
| Methylene Chloride | 0 | Toluene | 0 |
| Monochlorobenzene | 0 | Trichloroethylene | 0 |
| Naphthalene | 0 | Xylene | 0 |
| Nitric Acid, 20% | 0 | Zinc Chloride, Saturated | 0 |
| Nitric Acid, 30% | 0 | | |

Rating Key: 0 = No effect, 1= Excellent, 2 = Good, 3 = Fair Chemical resistance tests are performed in accordance with the Scientific Equipment & Furniture Association (SEFA) recommended practices SEFA 3-2010 for laboratory work surfaces.

This technical data sheet was prepared using information gathered at the time of publication. Whilst HVG Building endeavours to update this information and maintain accuracy and currency of its content, it should only be used as a guide and not necessarily be regarded as applicable to all situations. HVG Building cannot guarantee that the information provided is wholly comprehensive, nor is this information intended as an alternative to any testing that the user may conduct to determine the suitability of the product for a particular application. HVG Building reserves the right to revise specification data at any time without notice.

Wilsonart® - Chemsurf Protector Compact Laminate

TECHNICAL DATA SHEET FOR CHEMICAL RESISTANT COMPACT LAMINATE

Data Sheet 1.09-C
November 2022
Page 5 of 9

ANTIMICROBIAL ACTIVITY

Antimicrobial activity tests are performed in accordance with ISO 22196:2011.

| Test Organism | Concentration of bacteria (cfu/ml) | Volume of test inoculum (ml) | Value of antimicrobial activity |
|--|------------------------------------|------------------------------|---------------------------------|
| Klebsiella pneumoniae ATCC 4352 | 1.2 x 10 ⁶ | 0.2 | 5.7 |
| Staphylococcus aureus ATCC 6538P | 1.2 x 10 ⁶ | 0.2 | 5.4 |
| Escherichia coli ATCC 8739 | 1.2 x 10 ⁶ | 0.2 | 6.0 |
| Enterococcus faecalis ATCC 29212 | 1.2 x 10 ⁶ | 0.2 | 2.6 |
| Salmonella enterica subsp. Enterica ATCC 14028 | 1.2 x 10 ⁶ | 0.2 | 4.1 |

FIRE PERFORMANCE

Group Classification Number AS/NZS 3837-1998
Average Specific Extinction Area

Group 3
75.3 m²/kg

ENVIRONMENTAL DATA

Since 2009, Wilsonart® has considered the environmental impact of its products: greenhouse gases, energy consumption, water recycling... employing the Life Cycle Assessment (LCA). Respecting the environment is a daily preoccupation in all our activities. We have put in place environmental practices which are monitored through a Total Quality Process.

ISO 9001 and ISO 14001 Certified.

This technical data sheet was prepared using information gathered at the time of publication. Whilst HVG Building endeavours to update this information and maintain accuracy and currency of its content, it should only be used as a guide and not necessarily be regarded as applicable to all situations. HVG Building cannot guarantee that the information provided is wholly comprehensive, nor is this information intended as an alternative to any testing that the user may conduct to determine the suitability of the product for a particular application. HVG Building reserves the right to revise specification data at any time without notice.

Wilsonart® - Chemsurf Protector Compact Laminate

TECHNICAL DATA SHEET FOR CHEMICAL RESISTANT COMPACT LAMINATE

Data Sheet 1.09-C
November 2022
Page 6 of 9

CARE AND MAINTENANCE

For everyday cleaning, simply wipe the surface with a soft, damp cloth, warm water and a mild detergent then wipe dry.

Do not use cleaners that contain abrasives, acids or alkalis; they will damage the decorative surface.

Remove stubborn stains with a 2 minute exposure to hypochlorite bleach such as Clorox®, followed by a clean water rinse.

We recommend that you not allow any of the following reagents to remain in contact with the decorative surface:

1. Hypochlorite bleach, except as described above.
2. Hydrogen peroxide solution
3. Mineral acids, hydrochloric acid such as Lime-A-Way™, sulfuric or nitric acid
4. Caustic solutions containing greater than 2% lye, such as Drano®
5. Sodium bisulfate, such as Sani-Flush®
6. Potassium permanganate
7. Berry juices
8. Silver nitrate, in 1% concentration or greater
9. Gentian violet
10. Mild silver protein, such as 20% argyrol
11. Bluing
12. Fabric dye, such as Tintex® or Rit®
13. Alcohol containing 1% iodine in solution

This technical data sheet was prepared using information gathered at the time of publication. Whilst HVG Building endeavours to update this information and maintain accuracy and currency of its content, it should only be used as a guide and not necessarily be regarded as applicable to all situations. HVG Building cannot guarantee that the information provided is wholly comprehensive, nor is this information intended as an alternative to any testing that the user may conduct to determine the suitability of the product for a particular application. HVG Building reserves the right to revise specification data at any time without notice.


Wilsonart® - Chemsurf Protector Compact Laminate

TECHNICAL DATA SHEET FOR CHEMICAL RESISTANT COMPACT LAMINATE

Data Sheet 1.09-C
November 2022
Page 7 of 9

STORAGE GUIDE


- (1) No direct exposure to sunlight. Recommended warehouse temperature 24°C, RH 45%.



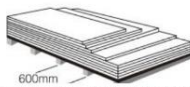
- (2) Strictly no direct contact against wall when store.



- (3) No direct contact with floor. Top and bottom with cover sheets. Wrap one stack with plastic film to avoid wet.



- (4) Use strong and flat pallet. Bottom cover sheet with a thickness $\geq 3\text{mm}$ and a size bigger than panel. Pallet reinforcement distance $\leq 600\text{mm}$.




- (5) Horizontal storage ONLY and Strictly No vertical stacking.



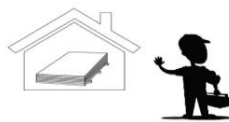
- (6) Lay the panels neat and flat. Arrange big to small size sequentially from the bottom to the top.



- (7) One stack height $\leq 1\text{m}$. Maximum Stacking Height $\leq 3\text{m}$



- (8) Conditioning at job site for at least 72 hours before installation



- (9) Face the side with Wilsonart label upward.

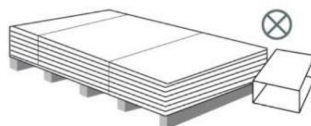


TRANSFER GUIDE

- (1) No pull or drag while lifting/moving



- (2) Not crashing the corner with hard objects.



- (3) Strictly not scratching surface with sharp objects.



- (4) Lift vertically upward manually or by suction machine.



This technical data sheet was prepared using information gathered at the time of publication. Whilst HVG Building endeavours to update this information and maintain accuracy and currency of its content, it should only be used as a guide and not necessarily be regarded as applicable to all situations. HVG Building cannot guarantee that the information provided is wholly comprehensive, nor is this information intended as an alternative to any testing that the user may conduct to determine the suitability of the product for a particular application. HVG Building reserves the right to revise specification data at any time without notice.

Wilsonart® - Chemsurf Protector Compact Laminate

TECHNICAL DATA SHEET FOR CHEMICAL RESISTANT COMPACT LAMINATE

Data Sheet 1.09-C
November 2022
Page 8 of 9

PROCESSING & INSTALLATION GUIDE

- (1) Keep the blade sharp and cutting trail narrow. A small blade to cut the surface open before the master blade to make the cutting even and smooth.

The same direction as the pre-cutting.
- (2) Adjust the height of blade position and cutting in angle to minimize broken edge. Blade position higher if edge broken on face side, blade position lower if edge broken on back.

The opposite direction to pre-cutting.
- (3) Use professional drilling tools with a 60° angled drilling head.
- (4) Decrease the speed and pressure of the drilling head in a progressive manner. Put a wood block under the drilling hole.
- (5) Reserve at least 1.5mm undrilled in depth for blind drilling. Reserve at least 3 mm from the hole to each surface for parallel drilling.
- (6) Drilling head with a diameter 0.05mm bigger than the inner diameter of the drilling hole.
- (7) Keep the protective film of both sides while fabrication. Peel off the film simultaneously after fabrication.
- (8) Cut the panel along machine direction (lengthwise).
- (9) Apply general-purpose sealant or structural adhesive first before fixing the worktop with hardware. Joint along the same lengthwise or widthwise of two panels.
- (10) Recommend 3mm expansion space between two joint panels. Recommend at least 5mm expansion space while panel to be jointed with wall or other building materials.
- (11) Fix the worktop every 80cm by right-angled hardware and flat head screw (diameter 5mm).
- (12) Drill holes by multi-stage gun drill to pinpoint the drilling depth.
- (13) Allow enough expansion space between two joint worktops. Recommend silica gel to seal the joint in damp environment.
- (14) No panel joint adjacent to the water tank. No panel joint the position of water tank.

This technical data sheet was prepared using information gathered at the time of publication. Whilst HVG Building endeavours to update this information and maintain accuracy and currency of its content, it should only be used as a guide and not necessarily be regarded as applicable to all situations. HVG Building cannot guarantee that the information provided is wholly comprehensive, nor is this information intended as an alternative to any testing that the user may conduct to determine the suitability of the product for a particular application. HVG Building reserves the right to revise specification data at any time without notice.

Wilsonart® - Chemsurf Protector Compact Laminate

TECHNICAL DATA SHEET FOR CHEMICAL RESISTANT COMPACT LAMINATE

Data Sheet 1.09-C
November 2022
Page 9 of 9

| CONTACT

For further information on this product contact:

HVG Building
26 Henderson Street, Turrella NSW 2066
Telephone: 1300 854 166