

Send orders to:
orders@smartstyle.au
T 1300 854 166
www.hvgbuilding.com.au/smartstyle

Doors Order Form

Company:		Order		Quote	
Contact Name:		Order Date:			
Contact Phone:		Required Date:			
Contact Email:		Your Reference:			
Delivery Address:					
Customer Signature:			Sales Representative:		

Door Type: (Please tick)	Raw <small>Double Sided</small> <input type="checkbox"/>	Vinyl <small>Single Sided</small> <input type="checkbox"/>	Melamine <small>Double Sided</small> <input type="checkbox"/>	Other : <input type="checkbox"/>
Edge Profile: (Please tick)	Square <input type="checkbox"/>	1.5mm Pencil <input type="checkbox"/>	2mm Pencil <input type="checkbox"/>	3mm Pencil <input type="checkbox"/>
	5mm Pencil <input type="checkbox"/>	Beveled <input type="checkbox"/>	Step Pencil <input type="checkbox"/>	ABS ^ <input type="checkbox"/>
Vinyl/Raw Door Style:			Thickness (mm):	
e .g. Lorne			e .g. 18mm	
Colour Name & Code*:			Texture:	
e .g. White			e .g. GL	

Line	Qty	Height (mm)	Width (mm)	D/S	Custom Edge				Options & Accessories (Vinyl & Raw Only)	
					T	B	L	R	<ul style="list-style-type: none"> • Single Glass Frame • Colonial Glass Frame • Appliance Frame • Roller Shutter Surround 	<ul style="list-style-type: none"> • Cap Moulding • Recessed Rails • Flutes
1										
2										
3										
4										
5										
6										
7										
8										
9										
10										
11										
12										
13										
14										
15										
16										
17										
18										
19										

Please refer to current SmartStyle price list for product availability. Any alterations or remakes will incur a charge if not notified prior to order confirmation.

*SmartStyle colour will be used unless otherwise specified. ^Matching ABS edging used unless different colour is specified.

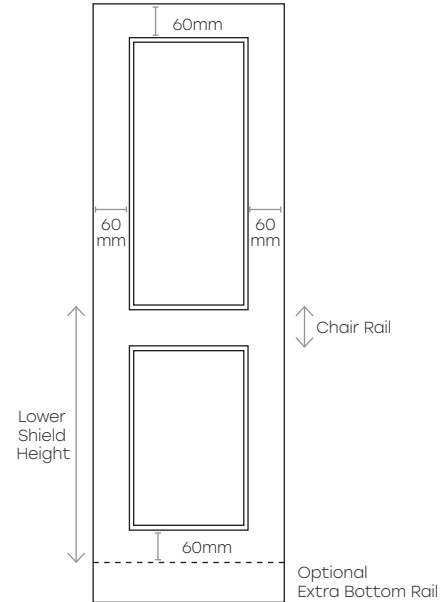
Send orders to:
 orders@smartstyle.au
 T 1300 854 166

www.hvgbuilding.com.au/smartstyle

Doors Order Form

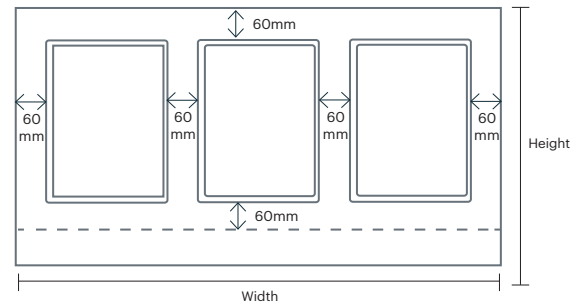
PANTRY DOORS

Line	Qty	Height (mm)	Width (mm)	Lower Shield Height (mm)	Chair Rail		Extra Bottom Rail (Optional)
					Single 60mm	Double 120mm	
1							
2							
3							
4							
5							
6							
7							



BAR PANELS

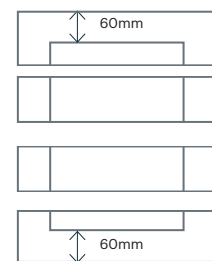
Line	Qty	Height (mm)	Width (mm)	Extra Bottom Rail (Optional)	Number of Profiles	Custom Edge			
						T	B	L	R
1									
2									
3									



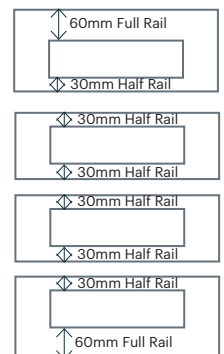
DRAWERS

Line	Qty	Height (mm)	Width (mm)	Type	Drawer Heights (mm)				
				i.e. IND/BANK					
1									
2									
3									
4									
5									
6									

Drawer Bank
 Cut from a single door



Individual Drawers



NOTES